

HYTROL CONVEYOR COMPANY, INC.

Model 190-PREZ

Powered Roller Conveyor (Zero Pressure Accumulating Type)

The model 190-PREZ Powered Roller Accumulating Conveyor uses a series of 24 VDC motorized rollers to drive the tread rollers, eliminating the need for drive belts, chains, or line shafts.

Quiet operation, zero pressure accumulation, and ease of maintenance and installation are just some of the advantages.

- EZLogic® Accumulation System
- All-Electric Operation
- Adjustable MS-Type Floor Supports Available



Conveyor shown with optional floor supports



U.S. Patent Number 5,862,907



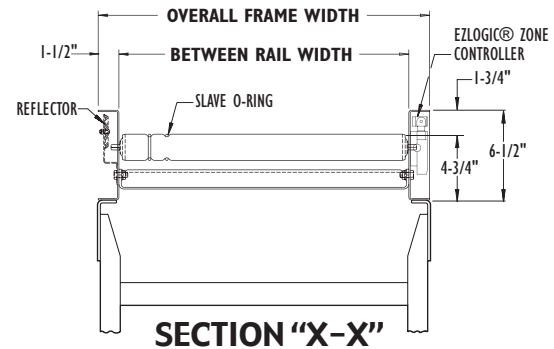
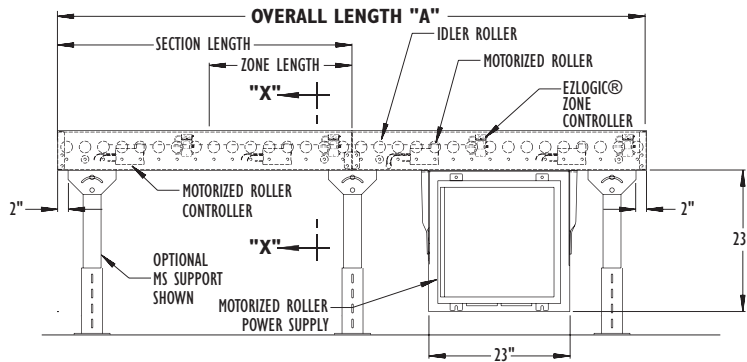

Section Length	Between Rail Width	17"	19"	21"	23"	25"	27"	31"	33"	37"	39"
	Overall Frame Width	20"	22"	24"	26"	28"	30"	34"	36"	40"	42"
10'-0"	Weights (lbs.)	395	410	425	440	455	470	500	515	545	560
Per Foot	Weights (lbs.)	29	31	33	35	37	39	41	43	47	49

NOTE: Bed sections available in the following multiples:

- 24" Zones-2', 4', 6', 8' & 10'
- 30" Zones-2 1/2', 5', 7 1/2' & 10'

HOW IT WORKS

The conveyor is divided into accumulation zones. Each zone is powered by a motorized roller. The motorized roller may be turned off to cause product in that zone to stop. Hytrol's EZLogic® Zone Controllers sense product presence and control the accumulation and release of product from the zones.



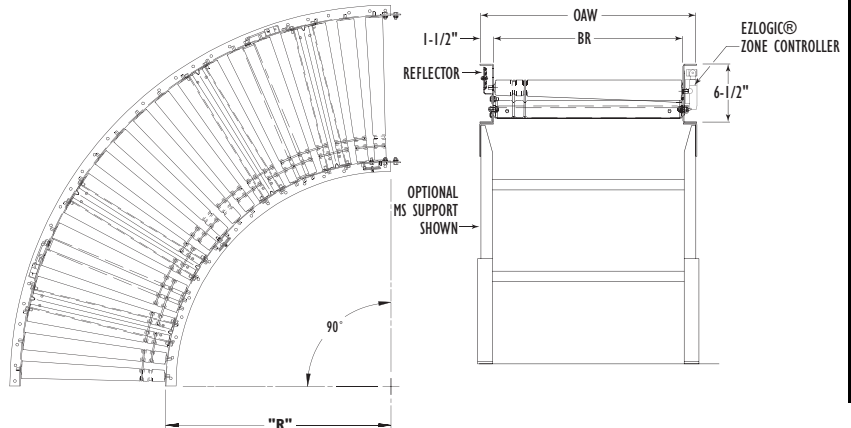
Model 190-PREZC Powered Roller Curve Conveyor (Zero Pressure Accumulating Type)

Between Rail Width	Overall Frame Width	"R"	Number of Rollers	WEIGHTS (Lbs.)
				90°
17"	20"	32-1/2"	20T/25*	243
19"	22"			261
21"	24"			277
23"	26"			294
25"	28"			310
27"	30"	48"	30T/3S	327
31"	34"			493
33"	36"			517
37"	40"			564
39"	42"			588

All weights in catalog are conveyor weights only. Accessories, crating, etc., are not included.

T = TAPERED
*S = STRAIGHT POWERED ROLLERS

- EZLogic® Accumulation System
- All-Electric Operation
- Adjustable MS-Type Floor Supports Available



ACCUMULATION - ZERO PRESSURE

• Standard Specifications

Model **190-PREZ**

BED (PREZ)—Roller bed with 1.9 in. dia. roller x 16 ga. galvanized tube and ABEC-1 precision bearings spaced every 3 in. Mounted set-low in 6-1/2 in x 12 ga. powder painted formed steel channel frame bolted together with splice plates.

BED (PREZC)—Roller bed with 2-1/2 in. dia tapered to 1-11/16 in. dia. x 16 ga. galvanized and (2) 1.9 in. dia. roller x 16 ga. galvanized tube. Mounted in 6-1/2 x 12 ga. powder painted formed steel channel frame.

DRIVE ROLLER—1.9 in. dia., 24 VDC motorized roller. One in each zone of conveyor. Maximum slaved: 9 rollers.

SLAVE O-RINGS—3/16 in. dia. polyurethane o-rings slave-drive zone idler rollers from motorized roller.

ACCUMULATION ZONES—24 in. and 30 in. zones available (9 slaved rollers per zone maximum).

EZLogic® ZONE CONTROLLER - Located in each zone. (Retro-reflective). NEMA

1, 2, IP 62. UL Approved.

MOTORIZED ROLLER CONTROLLER—Controls and protects motorized roller. One located in each zone.

POWER SUPPLY (FOR ROLLERS)—40 amp DC power supply, 28 volt fixed output. Maximum of 40 zones per power supply. 120 vac, 17 amp input. Mounted near center of conveyor.

IOP—Provides 27VDC, 100 watt power for EZLogic® accumulation system - contains slots for 4 input/output boards. Operates up to 40 zones with maximum of 25 on either side of IOP. Requires 120VAC or 230VAC single phase input.

CONVEYING SPEED—65 FPM constant.

CAPACITY—Maximum load 50 lbs. per zone.

FLOOR SUPPORTS—Now supplied as optional equipment.

EZLOGIC® ACCUMULATION SYSTEM

Hytrol's EZLogic®, or "Electronic Zero-pressure Logic" Accumulation System, combines the sensing accuracy of photo-electronics with discrete electronic logic control without the use of a PLC or pneumatic logic components. The EZLogic® Accumulation System provides many features including:

Zero-Pressure Accumulation of Product

Zone Stop function is built in. Any zone may be transformed into a workstation by connecting a dry contact switching device to the auxiliary port of the EZLogic® Zone Controller. This feature is always used at the discharge end of the conveyor line, and may be used at any other location where a zone stop is required.


Selectable Modes of Operation

Singulation Mode - Product separates while traveling down the conveyor and when it is released from the conveyor - creating a zone-length gap between products.

Enhanced Slug Mode w/ Jam Protection - Product does not separate when traveling down the conveyor or when it is released from the conveyor. This allows higher product throughput at any given conveyor speed. Product will not separate on the conveyor even when accumulation has been activated at the discharge end.

Cascaded Slug Release - Rather than releasing all zones simultaneously, this function introduces a momentary delay in the release of each zone, from discharge upstream.

Dynamic Zone Allocation - Automatically adjusts the conveyor's zone length to accommodate the length of the product being conveyed. Improves conveyor efficiency and system flexibility.



Each zone is powered by a motorized roller. The remaining rollers in that zone are slave driven from the motorized roller with o-rings.

• Optional Equipment

FLOOR SUPPORTS—MS Type floor supports are available with a wide range of adjustment. Specify top of belt or roller elevation. One support required at every bed joint and ends of conveyor. Holes in feet for lagging to floor. Knee braces recommended above MS-6 support.

POWER SUPPLY (FOR ROLLERS)—20 Amp power supply available. 20 zones maximum.

POLY-TIER SUPPORTS—36 in. to 120 in. support heights in 6 in. increments. Knee braces required.

CEILING HANGERS—5/8 in. dia. x 8 ft. long unplated steel rods fully threaded. Other lengths and galvanized rods available.

EZLogic® - See EZLogic® Components Page.

Our Vision: To be the finest conveyor distributor in the hearts and minds of the people we serve.

**McKESOCK
ENGINEERING Ltd.**

7-138 Anderson Avenue, Markham, L6E 1A4
Phone: 905-471-0420, Fax: 905-471-6617
Email: sales@mckessockconveyors.com
www.mckessockconveyors.com

