



APPLICATION INFORMATION SHEET



DATE _____
 DEALER _____
 SALESMAN _____

CUSTOMER _____
 ADDRESS _____

1	2	3	4	5	6	7
LENGTH	MODEL	BELT WIDTH	OAW & RLR. CTR.	SUPPORT & ELEV.	SPEED	MOTOR

8 TYPE OF ITEM HANDLED

<input type="checkbox"/> Cartons	<input type="checkbox"/> Drums
<input type="checkbox"/> Wood Boxes	<input type="checkbox"/> Rolls of Paper
<input type="checkbox"/> Tote Pans	<input type="checkbox"/> Rolls of Cloth
<input type="checkbox"/> Crates	<input type="checkbox"/> Bags
<input type="checkbox"/> Baskets	<input type="checkbox"/> Bundles
<input type="checkbox"/> Pallets	<input type="checkbox"/> Other _____

15 CONVEYOR WILL BE USED
 Hrs. per Day _____
 Days per Week _____

9 GIVE SIZE, WEIGHT AND COLOR OF ALL PRODUCTS

PRODUCT SIZE			WEIGHT	COLOR
LENGTH	WIDTH	HEIGHT		

16 WILL CONVEYORS BE REVERSIBLE? Yes__ No__
 If so, how many times per minute? _____

10 WILL THERE BE SHOCK LOADING? Yes__ No__

17 PAINT FINISH
 State color if other than standard Hytrol Green Powder Paint.

11 RATE OF ITEMS PER HOUR _____

18 SPECIAL MOTORS OR DRIVES
 Brand _____ Voltage _____
 Phase _____ Cycles _____
 Totally enclosed
 Explosion proof(Class __ Gp. __ Div. __)
 Energy Efficient
 Easy Clean

12 TOTAL LIVE LOAD _____ lbs.

19 CONDITIONS SURROUNDING CONVEYORS
 Excessive or abrasive dust
 Moisture or humidity
 Corrosive (type _____)
 Operating Temperature _____
 Oil
 Other _____

13 WILL CONVEYORS BE STOPPED AND STARTED UNDER FULL LOAD? Yes__ No__

GENERAL CONVEYOR APPLICATION (IMPORTANT)

14 MAXIMUM NUMBER OF STARTS PER MINUTE _____

PLEASE SUPPLY SKETCH

FORM REVISED JANUARY, 2003

Our Vision: To be the finest conveyor distributor in the hearts and minds of the people we serve.

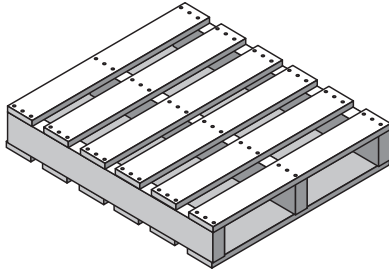


7-138 Anderson Avenue, Markham, L6E 1A4
 Phone: 905-471-0420, Fax: 905-471-6617
 Email: sales@mckessockconveyors.com
 www.mckessockconveyors.com

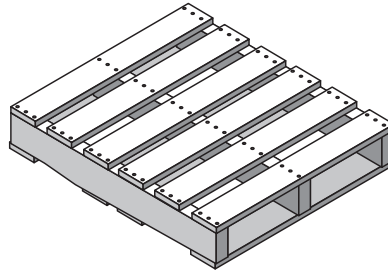


Please mark the style of wood pallet used:

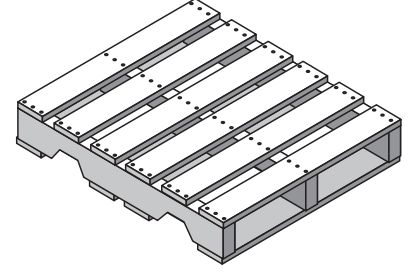
**DOUBLE-FACE
REVERSIBLE**



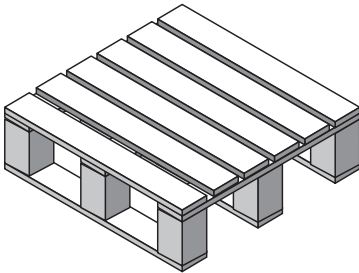
**DOUBLE-FACE
NON-REVERSIBLE**



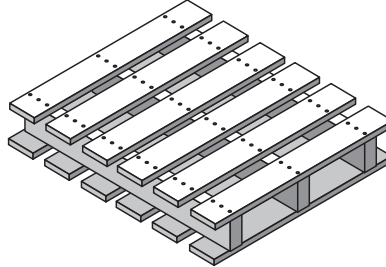
**4-WAY
NOTCHED STRINGER**



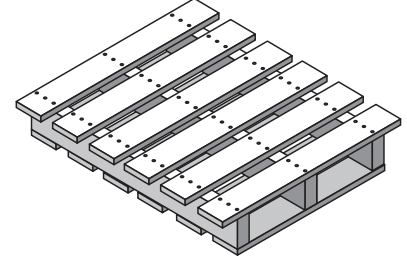
**4-WAY
BLOCK**



**DOUBLE-WING
REVERSIBLE**

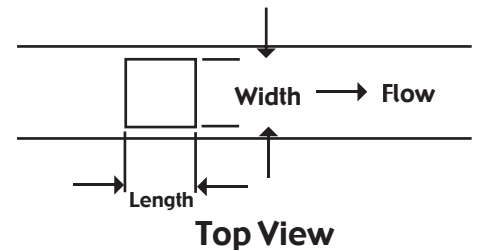


**SINGLE-WING
NON-REVERSIBLE**

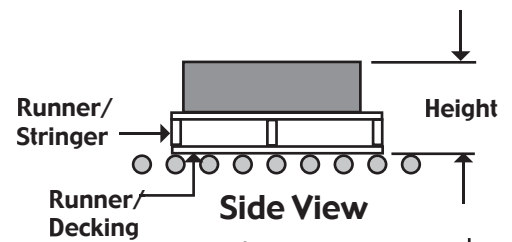


If your pallet is not represented above, please provide a sketch below:

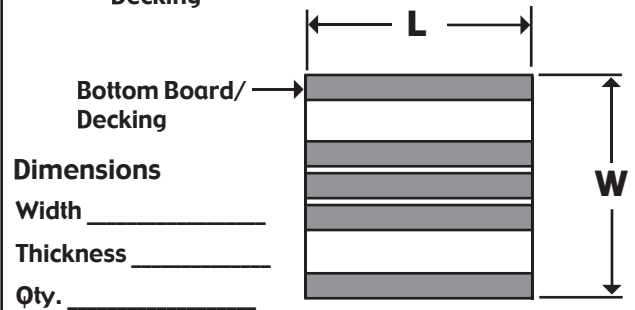
SKETCH



Top View



Side View



Bottom View