

# HYTROL CONVEYOR COMPANY, INC.

## Gravity **ROLLER**

### Gravity Roller Spur (1-3/8 in. Dia. x 18 Ga. Rollers)



- 4 Widths
- Powder Painted Steel or Aluminum Frames
- Right & Left Hand Units
- Gravity Hooks & Bolts on One End
- 30°, 45°, & 90° Spurs Available



Conveyor shown with optional floor supports

NOTE: When "Between Rail Widths" exceed 21", double rollers are supplied standard on 90° spurs.

### STEEL FRAMES

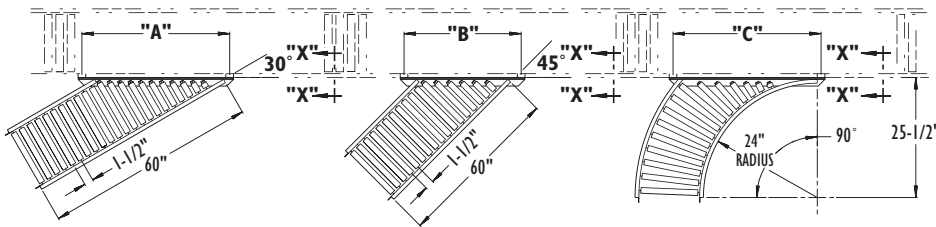
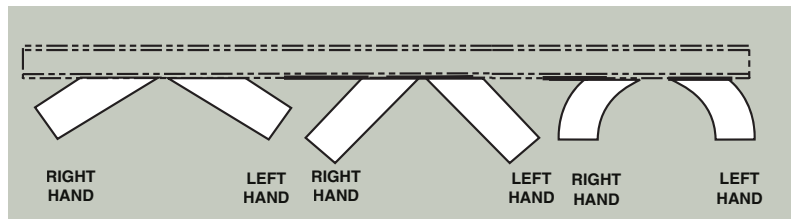
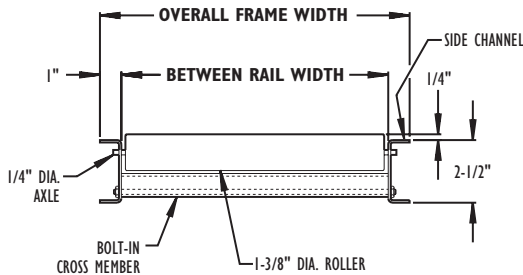
| Between Rail Width | Overall Frame Width | Model No.  | "A" | Wgt. (Lbs.) | Model No.  | "B" | Wgt. (Lbs.) | Model No.  | "C" | Wgt. (Lbs.) |
|--------------------|---------------------|------------|-----|-------------|------------|-----|-------------|------------|-----|-------------|
| 10"                | 12"                 | SSRS-12-30 | 24" | 61          | SSRS-12-45 | 18" | 63          | SSRS-12-90 | 35" | 43          |
| 13"                | 15"                 | SSRS-15-30 | 30" | 70          | SSRS-15-45 | 22" | 73          | SSRS-15-90 | 35" | 47          |
| 16"                | 18"                 | SSRS-18-30 | 36" | 75          | SSRS-18-45 | 26" | 80          | SSRS-18-90 | 35" | 50          |
| 22"                | 24"                 | SSRS-24-30 | 48" | 87          | SSRS-24-45 | 35" | 97          | SSRS-24-90 | 50" | 58          |

All weights in catalog are conveyor weights only. Accessories, crating, etc., are not included.

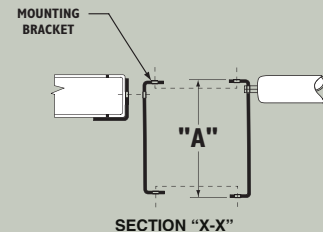
### ALUMINUM FRAMES

| Between Rail Width | Overall Frame Width | Model No.  | "A" | Wgt. (Lbs.) | Model No.  | "B" | Wgt. (Lbs.) | Model No.  | "C" | Wgt. (Lbs.) |
|--------------------|---------------------|------------|-----|-------------|------------|-----|-------------|------------|-----|-------------|
| 10"                | 12"                 | SARS-12-30 | 24" | 40          | SARS-12-45 | 18" | 41          | SARS-12-90 | 35" | 33          |
| 13"                | 15"                 | SARS-15-30 | 30" | 46          | SARS-15-45 | 22" | 48          | SARS-15-90 | 35" | 35          |
| 16"                | 18"                 | SARS-18-30 | 36" | 50          | SARS-18-45 | 26" | 52          | SARS-18-90 | 35" | 37          |
| 22"                | 24"                 | SARS-24-30 | 48" | 58          | SARS-24-45 | 35" | 63          | SARS-24-90 | 50" | 41          |

All weights in catalog are conveyor weights only. Accessories, crating, etc., are not included.



| For Conveyor Channel SIZE "A" | Order By Mounting Bracket No. | Drawing Number |
|-------------------------------|-------------------------------|----------------|
| 2-1/2" x 12 Ga.               | K-1                           | G571-1         |
| 3-1/2" x 10 Ga.               | K-2                           | G571-2         |
| 6-1/2" x 12 Ga.               | K-4                           | G571-4         |



## • Standard Specifications

**WIDTHS**-12 in., 15 in., 18 in., & 24 in. overall.

**FRAME**-2-1/2 in. deep x 1 in. flange x 12 ga. powder painted formed steel or 1/8 in. heat-treated aluminum channel with bolt-in cross members.

**COUPLINGS**-Hook and bolt on one end, spur angle on opposite end. Mounting bracket variable, specify.

**SPUR ANGLE**-30°, 45°, 90° right or left hand applications, specify.

**ROLLERS**-1-3/8 in. dia. x 18 ga. galvanized steel tubing. Spring loaded axle allows roller to be easily removed or inserted.

**AXLES**-1/4 in. dia. round

**CAPACITY**-Same per foot capacity as straight sections. See Gravity Roller Conveyor.

Our Vision: To be the finest conveyor distributor in the hearts and minds of the people we serve.

7-138 Anderson Avenue, Markham, L6E 1A4  
Phone: 905-471-0420, Fax: 905-471-6617  
Email: sales@mckessockconveyors.com  
www.mckessockconveyors.com

