



The Medium Duty Floor to Floor Slider Bed is designed to move product either up or down an incline. FTFSB is equipped with a double nose-over to accommodate a smooth transfer of product from the incline to the horizontal plane. Available in angles from 15 to 45 degrees. The FTFSB can also be used as a booster conveyor in a gravity system.



### STANDARD SPECIFICATIONS

**Belt:** Standard B26 Trackmate, PVC150 Roughtop. Belt is shipped laced and installed on conveyors up to 10' long. On all other conveyors the belt is shipped loose with lacing installed for field installation.

**Belt Width:** Standard widths are 12", 18", 24", 30" and 36". Also available from 12" to 36" in 1" increment.

**Drive:** Standard D02 center, right hand, med. duty. Drive has cast iron worm gear speed reducer, with standard M03 3/4 H.P. 230/460 TEFC motor.

**Bearings:** Sealed prelubricated, cast iron flange ball bearing.

**Bed:** 6-1/2" x 1-1/2" x 1/8" formed steel channel with 1/8" formed bed pan.

**Speed:** Standard 60 feet per minute. Also available from 3 to 150 fpm.

**Drive Pulley:** Standard 8" dia with 1-7/16" dia shaft crowned and lagged. Mounted in 2 bolt flange bearing.

**Take-up:** 4" dia with 1-3/16" dia. shaft crowned, mounted in 2 bolt flange bearing.

**Return Roller:** 1.9" dia., 16 ga. wall tubes with 7/16" hex cold rolled steel axle, spring retained. Standard A11 bearings are greased packed with front and back seals.

**Snubber Roller:** 2.5" dia., 11 ga. wall tubes with 11/16" hex cold rolled steel axle, spring retained. Standard A55 bearings are greased packed with front and back seals.

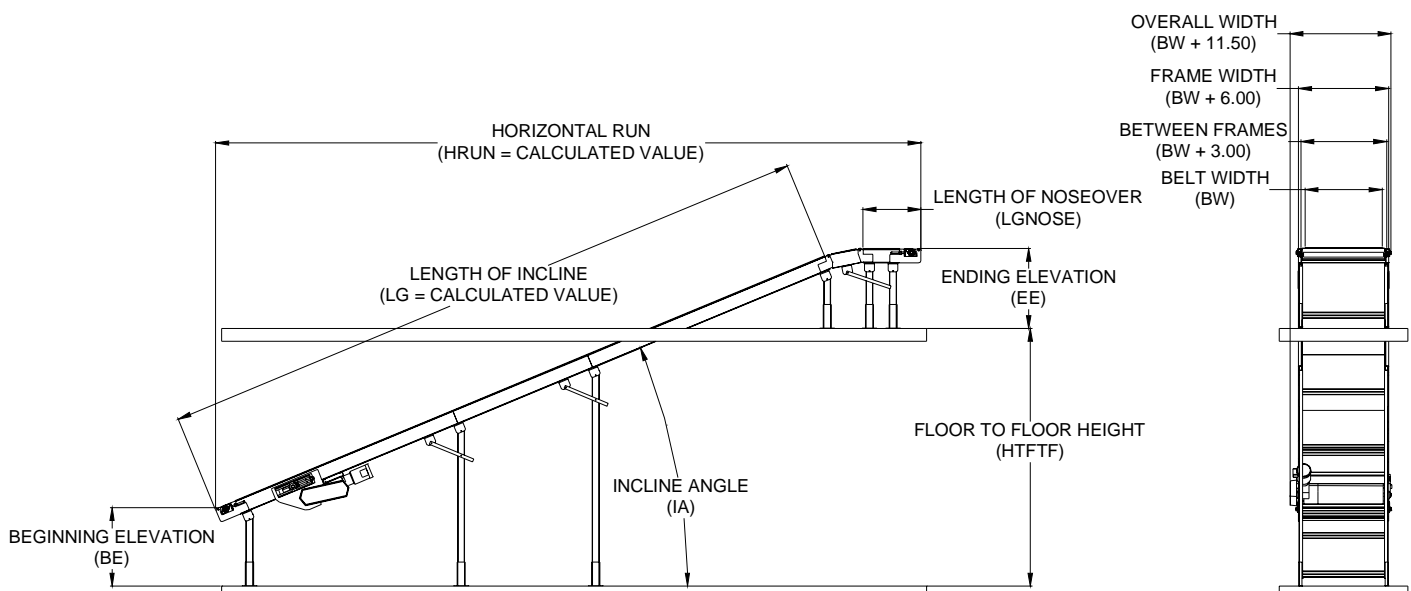
**Supports:** SPH style adjustable set for a standard 36" top of conveyor for in feed and out feed. SPH style adjustable set for required incline angle up to 120" overall support height. SPS style adjustable set for required incline angle for heights above 120".

**Nose-Over:** Standard 27" horizontal bed with adjustable double nose-over. Also available from 27" to 120" in 1" increments. Double nose-over has a slider bed with transition rollers at each end. Standard transition rollers are 1.9 dia. 16 ga. wall tubes with 7/16" hex cold rolled steel axle, spring retained. Standard A13 bearings are greased packed. The double nose-over provides a smooth transition from incline to horizontal.

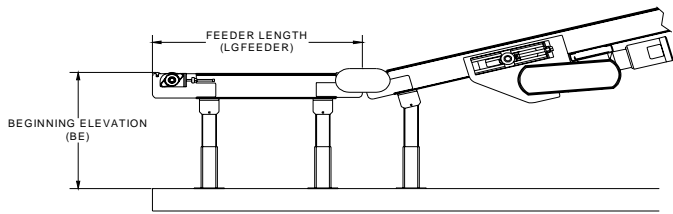
**Incline Angle:** Standard 22.5 degrees. Also available from 15 to 45 degrees.

**Feeder:** Standard is 0: No feeder. Available from 48" to 120" in 1" increments. Note: Feeder length is also limited to minimum 3 times the belt width.

### STANDARD D02 - CENTER, RIGHT HAND, MED. DUTY

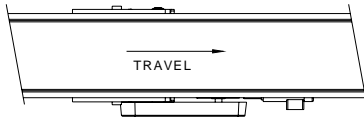


Our Vision: To be the finest conveyor distributor in the hearts and minds of the people we serve.

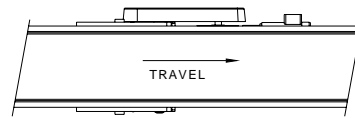


## CHAIN DRIVEN FEEDER OPTION

## DRIVE OPTION



**STANDARD D02 - CENTER, RIGHT HAND, MED. DUTY**



**D03 - CENTER, LEFT HAND, MED. DUTY**

## MOTOR SELECTION CHART

### Incline Conveyor Roller Bed @ 60 FPM 25 Incline up to 43"-8" OAL

	Belt Width 18"	Belt Width 24"	Belt Width 30"
H.P.	Total Load (lbs.)	Total Load (lbs.)	Total Load (lbs.)
3/4	270	260	240
1	380	360	350
1-1/2	590	580	560
2	730	720	700

## OPTIONAL COMPONENTS

BELT	B26; B03, B04, B99
DRIVE	D02; D03
GUARD RAIL	G99; G31, G32, G33, G34, G35, G36, G37, G38, G39, G40
MOTOR	M03; M01, M02, M04, M05, M06, M07, M08, M09, M10, M11, M12, M13, M14, M15, M16, M19, M20, M21, M22, M23, M24, M25, M26, M27, M31, M32, M33, M34, M98, M99, M102, M103, M104, M105, M106, M107, M108, M109
ROLLER BEARING	A11; A13, A18, A21, A23, A31, A33
SUPPORT CENTER	SCC10; SCC0, SCC5
FINISH	P94; P09, P11, P24, P45, P99

\*For descriptions of OPTIONAL COMPONENTS see pages 169-175.

## AVAILABLE ACCESSORIES

- Electrical Controls: magnetic starter, combination starter, DC variable speed drives. Lanyard emergency switch, photo-eye and various part sensors.
- Ceiling supports: Support pipe and clamps for hanging from 3/4 - 10 All-thread (All-thread rod not provided)
- Undertrussing
- Stainless steel construction.

## HOW TO ORDER

FTFSB - BW - LG - SP - BE - EE - HTFTF - IA - LGNOSE - LGFEED - BELT - DRIVE - GDRAIL - MOTOR - RLBRG - SUPCC - FINISH

EXAMPLE: FTFSB-18-308-60-36-36-120-22.5-27-0-B26-D02-G99-M03-A11-SCC10- P94

Our Vision: To be the finest conveyor distributor in the hearts and minds of the people we serve.



7-138 Anderson Avenue, Markham, L6E 1A4  
Phone: 905-471-0420, Fax: 905-471-6617  
Email: sales@mckessockconveyors.com  
www.mckessockconveyors.com

