




The **Heavy Duty** roller bed belt conveyor is used in the most severe applications and has rugged features required in most automotive, appliance and stamping industries.



### STANDARD SPECIFICATIONS

**Beltting:** Standard B98 PVC-120 black, covered one side. Belt is shipped laced and installed on conveyors up to 10' long. On all other conveyors the belt is shipped loose with lacing installed for field installation.

**Belt Widths:** Standard widths are 12", 18", 24", 30", 36" 42", 48" 54", 60", 66" and 72". Also available from 12" to 72" in 1" increments.

**Roller Center:** 3", 4.5", and 6"

**Lengths:** 5' to 100' in 1" increments.

**Drive:** Standard D46 - end, right hand side, 8" pulley. Drive has cast iron worm gear speed reducer with Standard M03 3/4 H.P. 230/460 volt TEFC motor.

**Speed:** Standard 60 feet per minute. Also available from 3 to 150 fpm

**Bearings:** Sealed pre-lubricated, cast iron flange ball bearings.

**Bed:** 8" deep x 3/16" formed steel channel side rails. The belt is being supported by 2.500" dia., 11 ga. wall tube roller with 11/16" hex cold rolled steel axle spring retained. Standard A51 bearings are grease packed.

**Drive Pulley:** 8" dia. with 1-7/16" dia. shaft crowned and lagged. Mounted in 2 bolt flange bearings.

**Take-up Pulley:** 6" dia. with 1-7/16" dia. shaft, crowned, mounted in 2 bolt flange bearings.

**Return Roller:** 2.5 dia. 11 ga. wall tubes with 11/16" hex cold rolled steel axle, spring retained. Standard A51 bearings are grease packed.

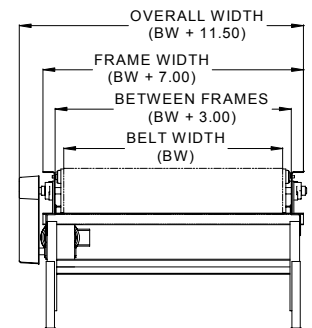
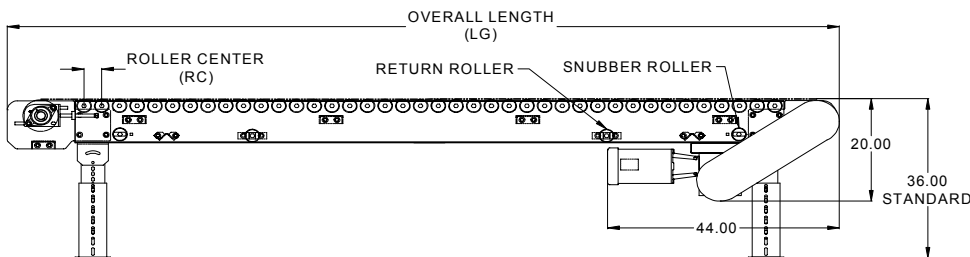
**Snubber Roller:** Standard 2.5 dia. 11 ga. wall tubes with 11/16" hex cold rolled steel axle, spring retained. Standard A55 bearings are grease packed with front and back seals.

**Supports:** SPH style adjustable set for a Standard 36" top of conveyor located on nominal 5' centers. Also available from 10" to 42" top of belt at no additional charge.

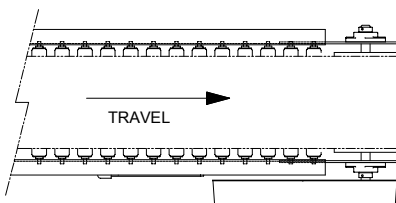
**Guard Rail:** Standard G99: No Guard Rail.

**Finish:** Standard P94: Safety Blue, Epoxy Powder Coat.

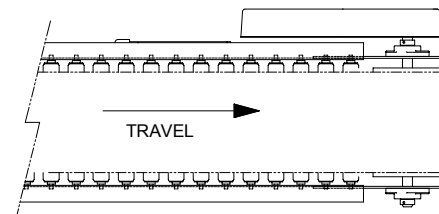
### STANDARD D46 - END, RIGHT HAND SIDE, 8" PULLEY



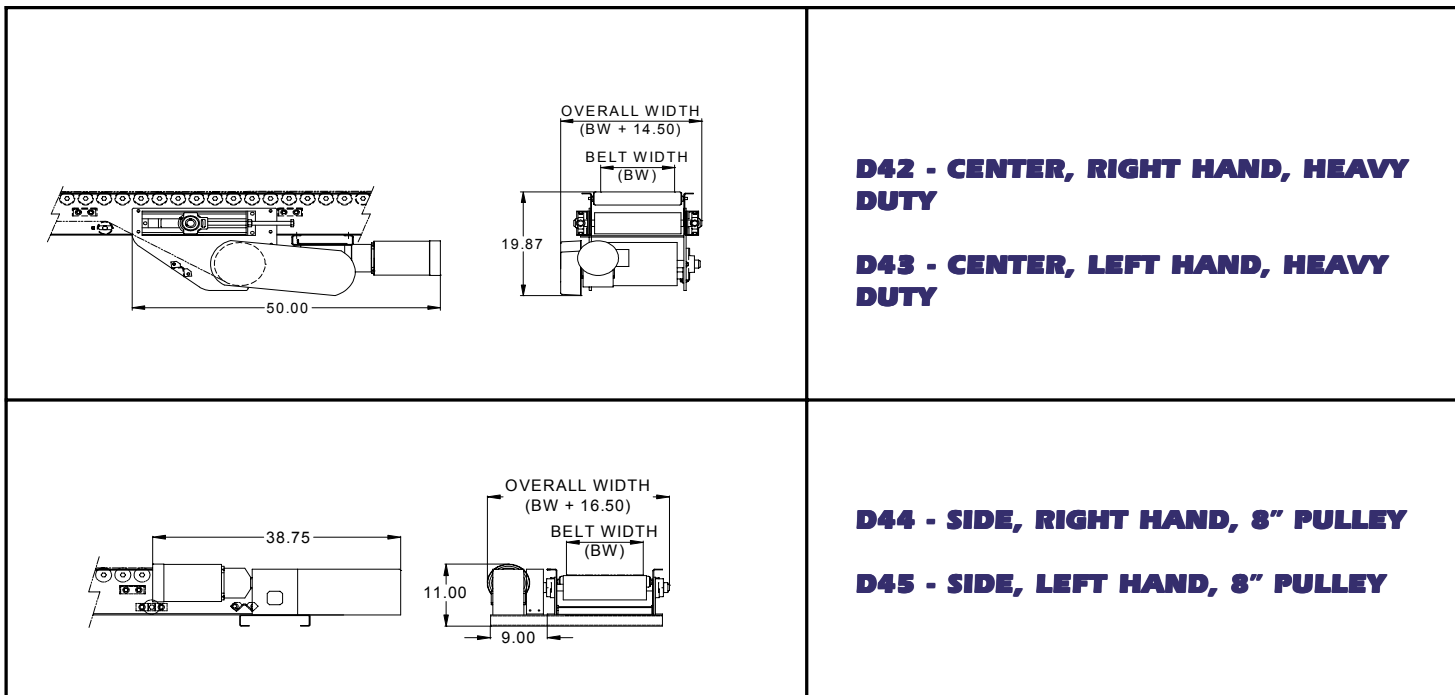
### DRIVE OPTIONS



**STANDARD D46 - END, RIGHT HAND SIDE, 8" PULLEY**



**D41 - END, LEFT HAND SIDE, 8" PULLEY**



**D42 - CENTER, RIGHT HAND, HEAVY DUTY**

**D43 - CENTER, LEFT HAND, HEAVY DUTY**

**D44 - SIDE, RIGHT HAND, 8" PULLEY**

**D45 - SIDE, LEFT HAND, 8" PULLEY**

### MOTOR SELECTION CHART

#### Horizontal HDRB25 @ 60 FPM

H.P.	3/4	1	1 1/2	2
Total Load (Lbs.)	2,450	3,300	4,950	6,600

### OPTIONAL COMPONENTS

<b>BELT</b>	<b>B98</b> ; B01, B02, B03, B04, B05, B06, B96, B99
<b>DRIVE</b>	<b>D08</b> ; D41, D42, D43, D44, D45, D4 6
<b>GUARD RAIL</b>	<b>G99</b> ; G31, G35, G36, G37, G38, G39, G40 and G90
<b>MOTOR</b>	<b>M03</b> ; M01, M02, M04, M05, M06, M07, M08, M09, M10, M11, M12, M13, M14, M15, M16, M17, M19, M20, M21, M22, M23, M24, M25, M26, M27, M28, M29, M31, M32, M33, M34, M35, M36, M39, M97, and M98
<b>ROLLER BEARING</b>	<b>A53</b> ; A53, A55, A60,
<b>SUPPORT CENTER</b>	<b>SCC10</b> ; SCC0, SCC5
<b>FINISH</b>	<b>P94</b> ; P09, P11, P24, P45, P95, P96, P98, P99

\*For descriptions of **OPTIONAL COMPONENTS** see pages 170-176.

## AVAILABLE ACCESSORIES

- Electrical Controls: magnetic starter, combination starter, DC variable speed drives. Lanyard emergency switch, photo-eye and various part sensors.
- Top of belt heights can be above listed range please specify when ordering.
- Side Tables: One or both sides.
- Stainless steel construction.

### HOW TO ORDER

HDRB25 - BW - RC - LG - SP - BE - EE - BELT - DRIVE - GDRAIL - MOTOR - RLBRG - SUPCC - FINISH

**EXAMPLE:** HDRB25-12-3-120-60-36-36-B98-D46-G99-M03-A51-SCC10-P94



Our Vision: To be the finest conveyor distributor in the hearts and minds of the people we serve.

7-138 Anderson Avenue, Markham, L6E 1A4  
 Phone: 905-471-0420, Fax: 905-471-6617  
 Email: sales@mckessockconveyors.com  
 www.mckessockconveyors.com

