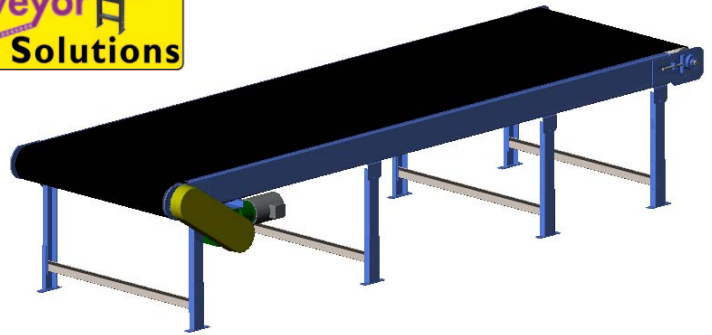




The Heavy Duty slider bed belt conveyor is used in the most severe applications and has rugged features required in most automotive, appliance and stamping industries.



STANDARD SPECIFICATIONS

Belting: Standard B98 PVC-120 black, covered one side. Belt is shipped laced and installed on conveyors up to 10' long. On all other conveyors the belt is shipped loose with lacing installed for field installation.

Belt Widths: Standard widths are 12", 18", 24", 30", 36" 42", 48" 54", 60", 66" and 72". Also available from 12" to 72" in 1" increments. Lengths: 5' to 100' in 1" increments.

Drive: Standard D46 - end, right hand side, 8" pulley. Drive has cast iron worm gear speed reducer with Standard M03 3/4 H.P. 230/460 volt TEFC motor.

Speed: Standard 60 feet per minute. Also available from 3 to 150 fpm.

Bearings: Sealed pre-lubricated, cast iron flange ball bearings. **Bed:** 7.35" deep x 3/16" formed steel channel.

Drive Pulley: Standard 8" dia. with 1-7/16" dia. shaft crowned and lagged. Mounted in 2 bolt flange bearings.

Take-up Pulley: 6" dia. with 1-7/16" dia. shaft, crowned, mounted in 2 bolt flange bearings.

Return Roller: 2.5 dia. 11 ga. wall tubes with 11/16" hex cold rolled steel axle, spring retained. Standard A51 bearings are grease packed.

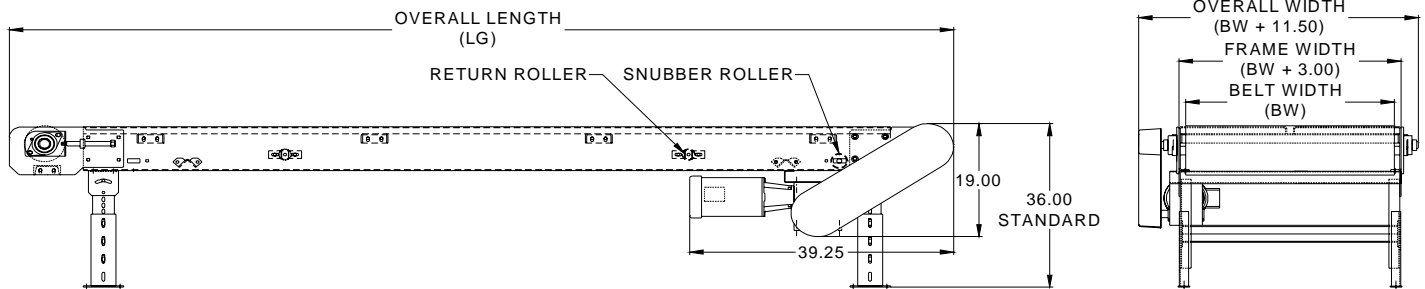
Snubber Roller: Standard 2.5 dia. 11 ga. wall tubes with 11/16" hex cold rolled steel axle, spring retained. Standard A55 bearings are grease packed with front and back seals.

Supports: SPH style adjustable set for a Standard 36" top of conveyor located on nominal 5' centers. Also available from 10" to 42" top of belt at no additional charge.

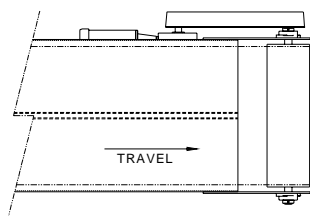
Guard Rail: Standard G99: No Guard Rail.

Finish: Standard P94: Safety Blue, Epoxy Powder Coat.

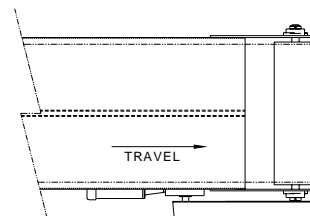
STANDARD D46 - END, RIGHT HAND SIDE, 8" PULLEY



DRIVE OPTIONS

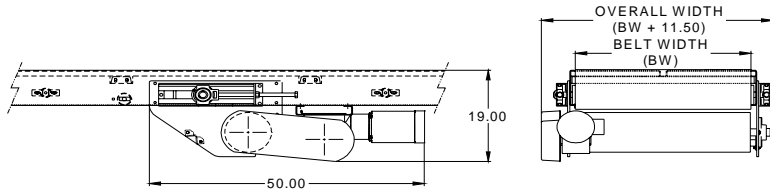


D41 - END, LEFT HAND SIDE, 8" PULLEY

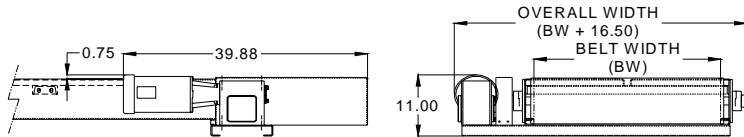


STANDARD D46 - END, RIGHT HAND SIDE, 8" PULLEY

Our Vision: To be the finest conveyor distributor in the hearts and minds of the people we serve.



D42 - CENTER, RIGHT HAND, HEAVY DUTY
D43 - CENTER, LEFT HAND, HEAVY DUTY



D44 - SIDE, RIGHT HAND, 8" PULLEY
D45 - SIDE, LEFT HAND, 8" PULLEY

MOTOR SELECTION CHART

Horizontal HDSB @ 30 FPM

H.P.	3/4	1	1 1/2	2
Total Load (Lbs.)	575	725	1,100	1,300

OPTIONAL COMPONENTS

BELT	B98; B11, B12, B14, B15,
DRIVE	D46; D41, D42, D43, D44, D45
GUARD RAIL	G99; G41, G42, G43, G44, G45
MOTOR	M03; M01, M02, M04, M05, M06, M07, M08, M09, M10, M11, M12, M13, M14, M15, M16, M17, M19, M20, M21, M22, M23, M24, M25, M26, M27, M28, M29, M31, M32, M33, M34, M35, M36
SUPPORT CENTER	SCC10; SCC0, SCC5
ROLLER BEARING	A51; A53, A55, A60,
FINISH	P94; P09, P11, P24, P45, P95, P99

*For descriptions of OPTIONAL COMPONENTS see pages 169-175.

AVAILABLE ACCESSORIES

- Electrical Controls: magnetic starter, combination starter, DC variable speed drives. Lanyard emergency switch, photo-eye and various part sensors.
- Top of belt heights can be above listed range please specify when ordering.
- Side Tables: One or both sides.
- Stainless steel construction.

HOW TO ORDER

HDSB - BW - LG - SP - BE - EE - BELT - DRIVE - GDRAIL - MOTOR - RLBRG - SUPCC - FINISH

EXAMPLE: HDSB-12-120-60-36-36-B98-D46-G99-M03-A51-SCC10-P94

Our Vision: To be the finest conveyor distributor in the hearts and minds of the people we serve.



7-138 Anderson Avenue, Markham, L6E 1A4
 Phone: 905-471-0420, Fax: 905-471-6617
 Email: sales@mckessockconveyors.com
 www.mckessockconveyors.com

