




The **Zero Pressure Live Roller Conveyor** provides contact-free accumulation of pallet and corrugated loads with heavy duty rollers.



STANDARD SPECIFICATIONS

Carrier Roller: 2.5" dia., 11. ga. wall tubes with 11/16 hex cold rolled steel axle spring retained. Standard A51 bearings are greased packed.

Roll Centers: 3.00", 4.00", and 6.00"

Belting: Standard B25 PVC-120 black, friction surface. Belt is shipped laced and installed on conveyors up to 10' long. On all other conveyors the belt is shipped loose with lacing installed for field installation.

Between Frames: Standard widths are 39", 43", 51", 57", 61", 65", 73", 78", and 84". Also available from 39" to 84" in 1" increments.

Belt Widths: 12" wide on 39 through 48" B.F., 18" wide on 49" through 84" B.F. conveyors.

Length: 10' to 80' in 1" increments.

Standard Zones: 60" long. Also available from 36" to 84" in 6" increments. Each zone is controlled by one sensor with self contained logic.

Drive: Standard D46 - end, right hand side, 8" pulley. Drive has cast iron worm gear speed reducers with standard M03 3/4 H.P. 230/460 volt TEFC motor.

Electric Requirement: 24v control voltage in addition to selected motor voltage.

Speed: Standard 30 feet per minute. Also available from 10 to 120 fpm.

Bearings: Sealed prelubricated, cast iron flange ball bearings.

Frame: 11-3/8" x 1-1/2" x 3/16" formed steel channels.

Drive Pulley: 8" dia. with 1-7/16" dia. shaft crowned and lagged. Mounted in 2 bolt flange bearing.

Take-Up Pulley: 4" dia. with 1 3/16" dia. shaft, crowned mounted in 2 bolt flange bearing.

Snubber Roller: 2.5 dia. 11 ga. wall tubes with 11/16 hex cold rolled steel axle, spring retained. Standard A55 bearings are grease packed with front and back seals.

Tension Roller: 1.9 dia. 16 ga. wall tubes with 7/16" hex cold rolled steel axles, spring retained. Standard A11 bearings are grease packed. The same for the return rollers.

Capacity: 1000 pounds per lineal foot. Maximum 4000 pounds unit load per zone. Total conveyed load not to exceed capacity shown in chart.

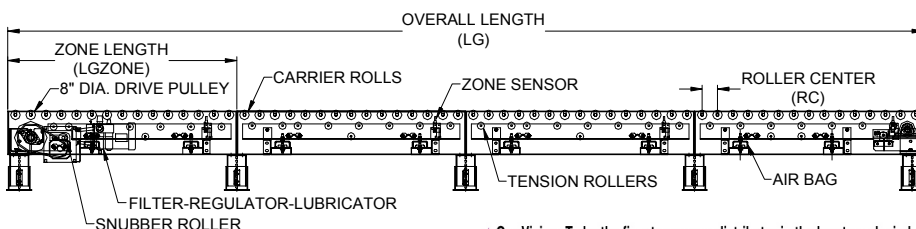
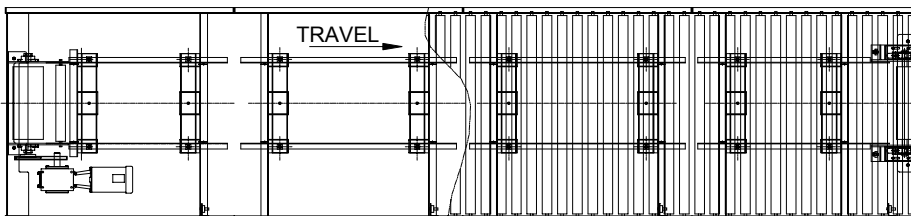
Air Requirements: 80 PSI

Supports: SPHH style located on nominal 5' centers available for top of carrier rollers above 12" to 42" at no additional charge. No support required for minimum elevation 12" top of bed rollers.

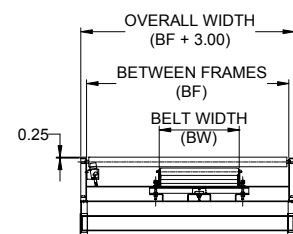
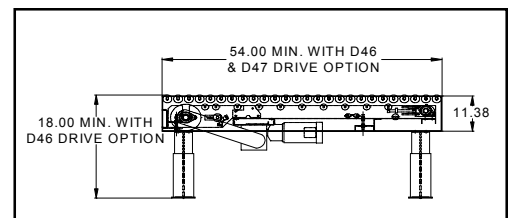
Roll Covers: Standard V98: No Roll Cover

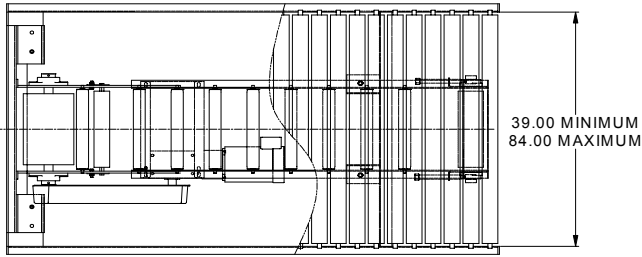
Finish: Standard P94: Safety Blue, Epoxy Powder Coat.

STANDARD D46 - END, RIGHT HAND SIDE, 8" PULLEY

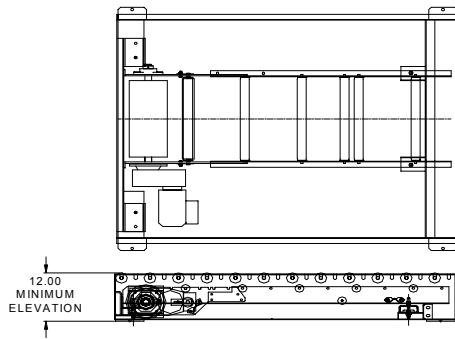


Minimum Length





D46 - END, RIGHT HAND SIDE, 8"



D47 - SHAFT MOUNTED, RT HAND SIDE, 8"

Size To Order Overall Length "A"	Between Rail Width	39"	45"	48"	60"	72"	84"
	Overall Frame Width	42-1/2"	48-1/2"	51-1/2"	63-1/2"	75-1/2"	87-1/2"
10'	Weights (Lbs.) Based on 3" Roller Center	1261	1366	1435	1645	1854	2063
15'		1764	1918	2021	2339	2637	2946
20'		2267	2471	2606	3114	3421	3828
25'		2770	3023	3192	3698	4205	4710
30'		3272	3575	3776	4381	4987	5592
35'		3776	4128	4363	5067	5771	6475
40'		429	4681	4948	5751	6554	7357
45'		4781	5232	5533	6435	7337	8239
50'		5284	5784	6118	7119	8120	9121

MOTOR SELECTION CHART

Horizontal ZPLR25 @ 30 FPM

H.P.	Total Load (Lbs.) 39" - 48" B.F.		Total Load (Lbs.) 49" - 84" B.F.	
	40'	80'	40'	80'
3/4	3650	1550	2110	-
1	5580	3460	4030	-
1-1/2	9430	7310	7880	4210

OPTIONAL COMPONENTS

BELT	B25 ; B06
DRIVE MOTOR	D46 ; D47, D99
ROLLER BEARING	M03 ; M01, M02, M04, M05, M06, M07, M08, M09, M10, M11, M12, M13, M14, M15, M16, M27, M31, M32, M33, M34, M102, M103, M104, M105, M106
ROLLER COVER	A51 ; A53, A55, A59, A60
SUPPORT CENTER	V98 ; V73
FINISH	SCC5 ; SC10, SCC0
	P94 ; P09, P11, P24, P45, P95, P99

*For descriptions of **OPTIONAL COMPONENTS** see pages 170-176.

AVAILABLE ACCESSORIES

- Standard Paint: OSHA safety blue. Other standard color available.
- Electrical controls: Magnetic starter, combination starter, DC variable speed drives.
- Lanyard emergency switch, photo-eye and various sensors.

HOW TO ORDER

ZPLR25 - BF - RC - LG - SP - LGZONE - BE - EE - BELT - DRIVE - MOTOR - RLBRG - ROLCV - SUPCC - FINISH

EXAMPLE: ZPLR25-51-6-600-30-60-36-36-B25-D46-M03-A51-V98-SCC5-P94



Our Vision: To be the finest conveyor distributor in the hearts and minds of the people we serve.

7-138 Anderson Avenue, Markham, L6E 1A4
 Phone: 905-471-0420, Fax: 905-471-6617
 Email: sales@mckessockconveyors.com
 www.mckessockconveyors.com

